



Summary


Highlights



313

direct destinations

Change: + 17



104

airlines

Change: - 7



397,646

air transport movements

Change: + 17.4%



52.5

million passengers

Change: + 105.8%



36.7%

transfer passengers

Change: - 7% point



1.44

million tonnes of cargo

Change: - 13.8%

Figures by segment



Air transport movements

	Compared to 2022 2021 in %	
Air transport movements (excl. general aviation)	397,646	48.9%
Scheduled services	389,639	49.3%
Non-scheduled services	8,007	35.4%
Passenger services	379,306	56.1%
Full freighter services	18,340	-23.6%
General Aviation	24,661	32.2%
Total air transport movements (incl. general aviation)	422,307	47.9%



Passenger transport

	Compared to 2022 2021 in %	
Passenger transport (incl. transit-direct 1x)	52,472,188	105.8%
Scheduled services	51,684,303	104.1%
Non-scheduled services	787,885	358.3%
Domestic	3,534	69.4%
Europe	37,139,940	95.7%
Intercontinental	15,332,248	135.5%
Transit-direct	1,308	-27.7%
Passenger transport (excl. transit-direct)	52,470,880	105.8%



Cargo transport

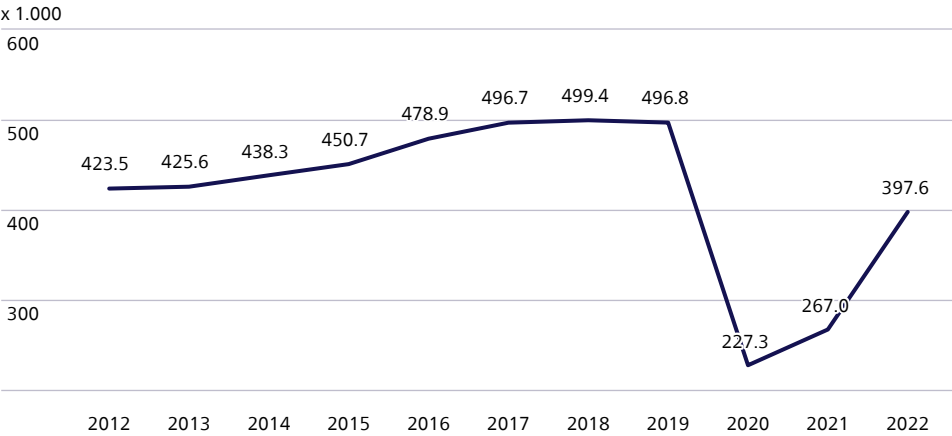
	Compared to 2022 2021 in %	
Cargo transport (tonnes)	1,437,812	-13.8%
Inbound	722,712	-16.9%
Outbound	715,100	-10.4%
Passenger aircraft services	521,414	-4.6%
Full freighter services	916,398	-18.2%
Mail transport (tonnes)	7,715	-43.1%

Figures by continent

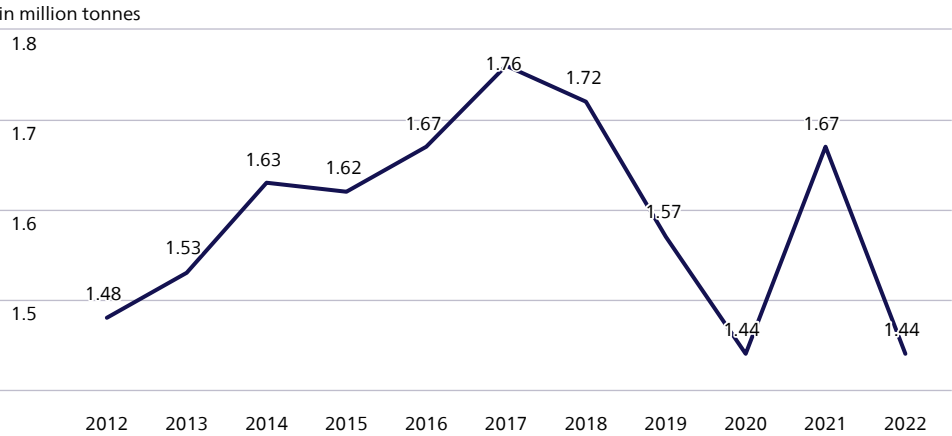
	Air transport movements	Compared to 2021 in %	Passengers (incl. transit-direct)	Compared to 2021 in %	Cargo (tonnes)	Compared to 2021 in %
E.U. ¹	217,922	44.7%	25,503,634	78.4%	56,007	14.6%
Rest of Europe	103,758	89.8%	11,636,306	148.2%	98,521	-48.1%
Total of Europe	321,680	56.7%	37,139,940	95.7%	154,528	-35.2%
North America	26,744	48.5%	6,024,907	192.2%	280,727	-9.6%
Latin America	13,143	17.5%	3,459,721	84.1%	161,219	-18.9%
Africa	11,042	34.0%	2,189,304	103.0%	120,097	-12.4%
Middle East	11,541	25.2%	2,014,817	147.4%	219,917	-9.3%
Far East	13,496	-10.1%	1,643,499	142.9%	501,324	-7.1%
Total of Intercontinental	75,966	23.2%	15,332,248	135.5%	1,283,284	-10.2%
Grand total	397,646	48.9%	52,472,188	105.8%	1,437,812	-13.8%

¹ The 27 official members of the European Union

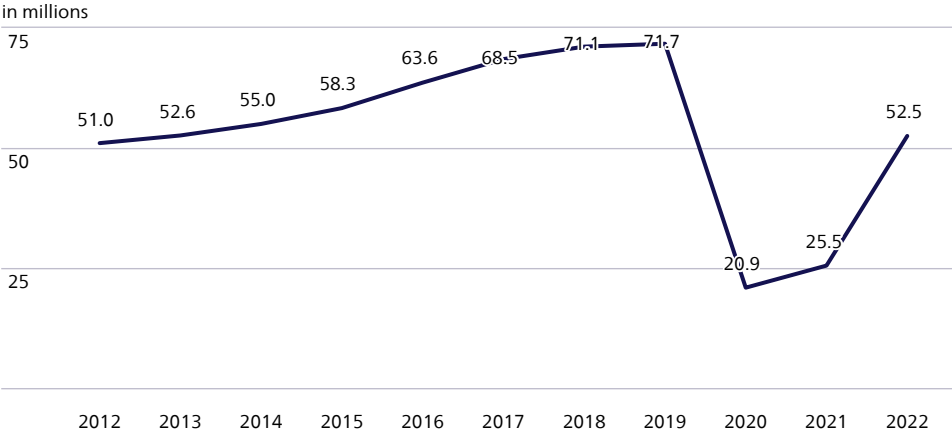
Air transport movements



Cargo transport



Passenger transport





Air transport movements