



Summary


Highlights



305

direct destinations

Change: - 8



97

airlines

Change: - 7



441,969

air transport movements

Change: + 11.1%



61.9

million passengers

Change: + 17.9%



36.3%

transfer passengers

Change: - 0.4% point



1.38

million tonnes of cargo

Change: - 4.2%

Figures by segment




Air transport movements

	Compared to 2023 2022 in %	
Air transport movements (excl. general aviation)	441,969	11.1%
Scheduled services	434,357	11.5%
Non-scheduled services	7,612	-4.9%
Passenger services	426,000	12.3%
Full freighter services	15,969	-12.9%
General Aviation	22,758	-7.7%
Total air transport movements (incl. general aviation)	464,727	10.0%



Passenger transport

	Compared to 2023 2022 in %	
Passenger transport (incl. transit-direct 1x)	61,889,586	17.9%
Scheduled services	61,078,676	18.2%
Non-scheduled services	810,910	2.9%
Domestic	5,082	43.8%
Europe	43,335,913	16.7%
Intercontinental	18,548,591	21.0%
Transit-direct	1,958	49.7%
Passenger transport (excl. transit-direct)	61,887,628	17.9%



Cargo transport

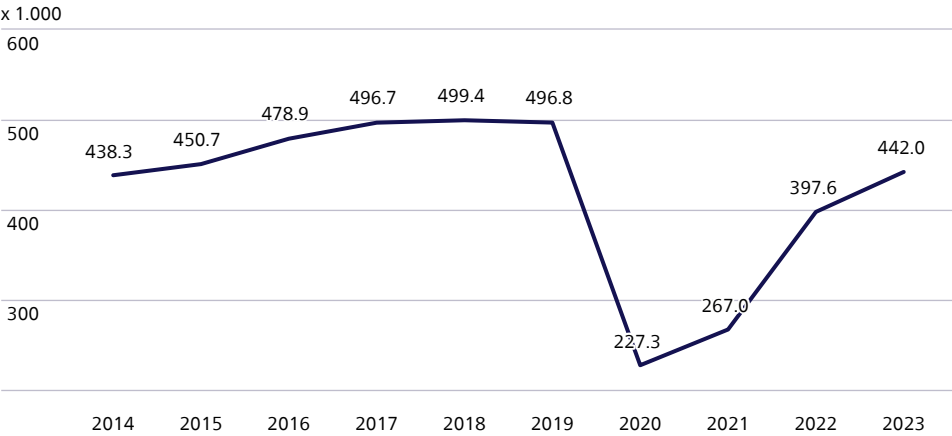
	Compared to 2023 2022 in %	
Cargo transport (tonnes)	1,378,042	-4.2%
Inbound	730,417	1.1%
Outbound	647,625	-9.4%
Passenger services	532,179	2.1%
Full freighter services	845,863	-7.7%
Mail transport (tonnes)	5,899	-23.5%

Figures by region

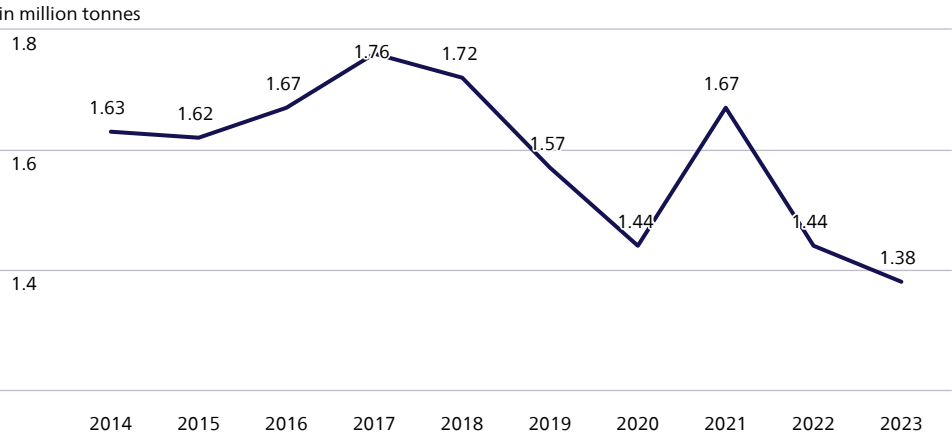
	Air transport movements	Compared to 2022 in %	Passengers (incl. transit-direct)	Compared to 2022 in %	Cargo (tonnes)	Compared to 2022 in %
European Union ¹	237,054	8.8%	29,304,656	14.9%	47,771	-14.7%
Rest Europe	120,514	16.1%	14,036,339	20.6%	91,002	-7.6%
Total Europe	357,568	11.2%	43,340,995	16.7%	138,773	-10.2%
North America	29,198	9.2%	7,066,583	17.3%	226,321	-19.4%
Latin America	13,323	1.4%	3,364,223	-2.8%	160,578	-0.4%
Africa	12,519	13.4%	2,636,274	20.4%	113,622	-5.4%
Middle East	12,574	9.0%	2,448,104	21.5%	222,357	1.1%
Far East	16,787	24.4%	3,033,407	84.6%	516,392	3.0%
Total Intercontinental	84,401	11.1%	18,548,591	21.0%	1,239,270	-3.4%
Grand total	441,969	11.1%	61,889,586	17.9%	1,378,043	-4.2%

¹ The 27 official members of the European Union

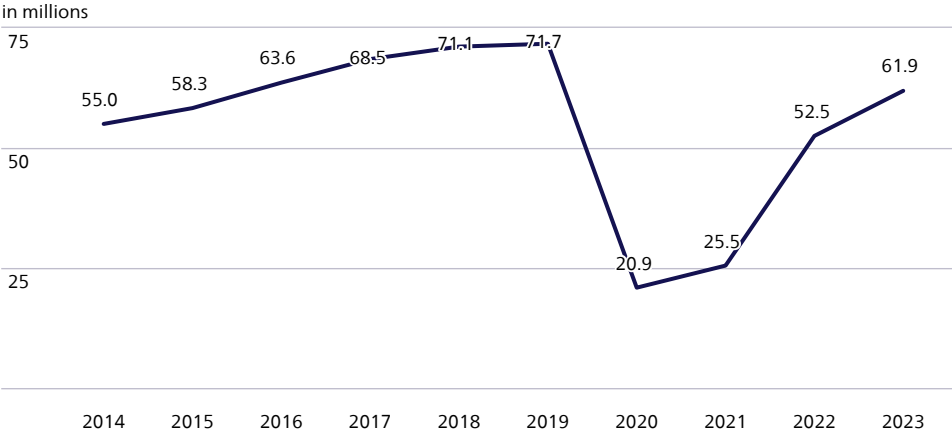
Air transport movements



Cargo transport



Passenger transport





Air transport movements